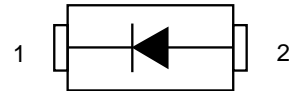


**Description**

The P1N4148WS is a switching diode  
 Pb-Free Packages are available  
 SOD-323 package


**Feature**

- For surface mounted applications
- Fast reverse recovery time
- Glass Passivated Chip Junction
- Ideal for automated placement
- Lead free in comply with EU RoHS 2011/65/EU directives

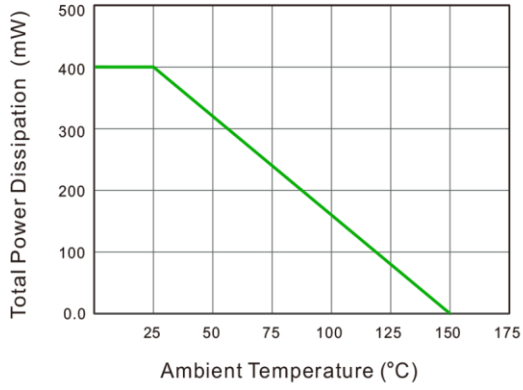

**Electrical characteristics per line@25°C ( unless otherwise specified)**

Parameter	Symbol	Conditions	Min.	Typ.	Max.	Units
Breakdown Voltage	$V_{BR}$	$I_R = 1\mu A$	75			V
Reverse Leakage Current	$I_R$	$V_{RWM} = 20V T=25^\circ C$			0.025	$\mu A$
		$V_{RWM} = 25V T=150^\circ C$			30	
		$V_{RWM} = 75V T=25^\circ C$			1	
		$V_{RWM} = 75V T=150^\circ C$			50	
Forward Voltage	$V_F$	$I_F=1mA$			0.715	V
		$I_F=10mA$			0.855	
		$I_F=50mA$			1.0	
		$I_F=150mA$			1.25	
		$I_F=300mA$			1.5	
Reverse Recovery Time	$t_{rr}$	$I_F=0.5A I_R=1A I_{rr}=0.25A$		8.0		ns
Diode Capacitance	C	$V_R=4V f = 1MHz$		5.0		pF

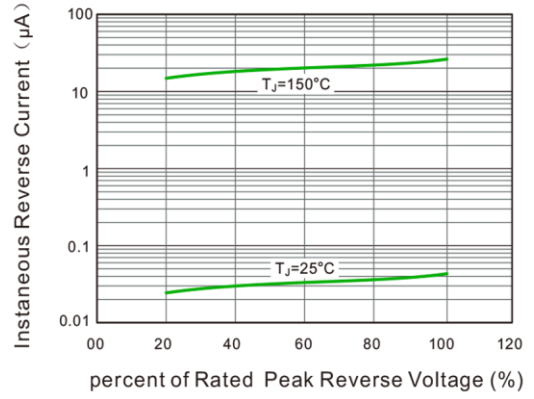
**Absolute maximum rating@25°C**

Rating	Symbol	Value	Units
Repetitive Peak Reverse Voltage	$V_{RRM}$	100	V
RMS Voltage	$V_{RMS}$	75	V
Continuous Forward Current	$I_F$	300	mA
No-repetitive Peak Forward Surge Current at 1ms	$I_{FSM}$	4	A
Power Dissipation	$P_{tot}$	400	mW
Typical Thermal Resistance	$R_{\theta JA}$	170	$^\circ C/W$
Lead Soldering Temperature	$T_L$	260 (10 sec)	$^\circ C$
Junction and Storage Temperature Range	$T_J, T_{STG}$	-55~+150	$^\circ C$

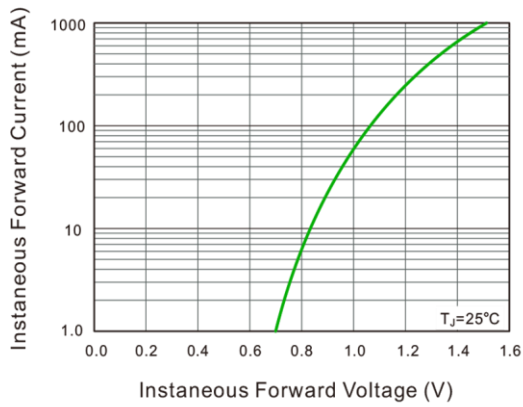
**Typical Characteristics**



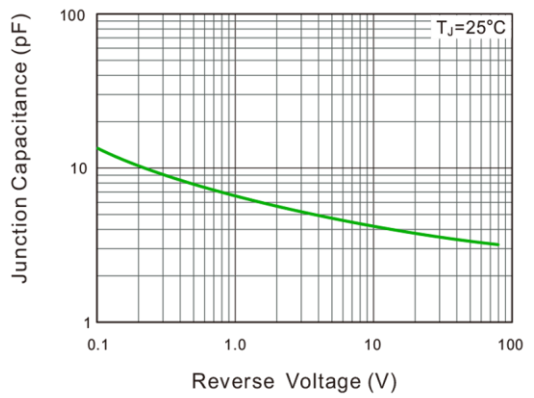
**Fig.1 Power Derating Curve**



**Fig.2 Typical Reverse Characteristics**

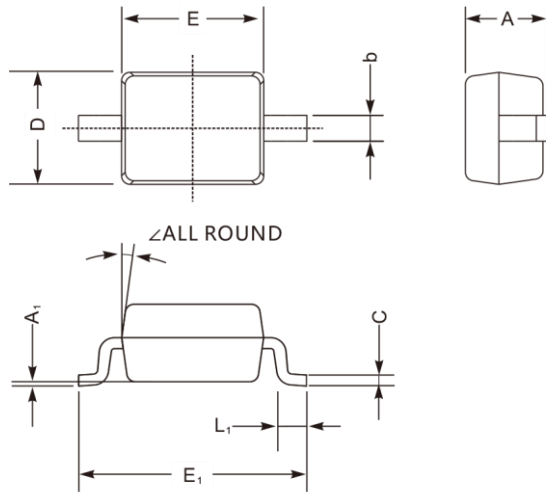


**Fig.3 Typical Instantaneous Forward Characteristics**

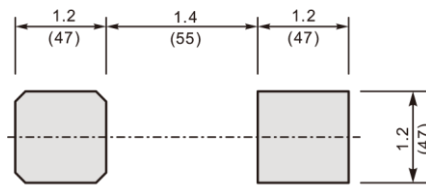


**Fig.4 Typical Junction Capacitance**

Product dimension (SOD-323)



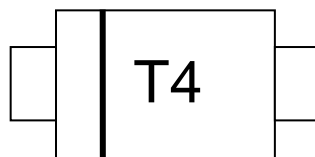
Dim	Millimeters		Inches	
	MIN	MAX	MIN	MAX
A	0.80	1.10	0.031	0.043
C	0.08	0.15	0.003	0.006
D	1.20	1.40	0.047	0.055
E	1.40	1.80	0.055	0.071
E1	2.55	2.75	0.100	0.108
b	0.25	0.40	0.010	0.016
L1	0.20	0.45	0.008	0.018
A1	0.00	0.20	0.000	0.008
∠	9°		9°	



Unit:  $\frac{mm}{(mil)}$

Suggested PCB Layout

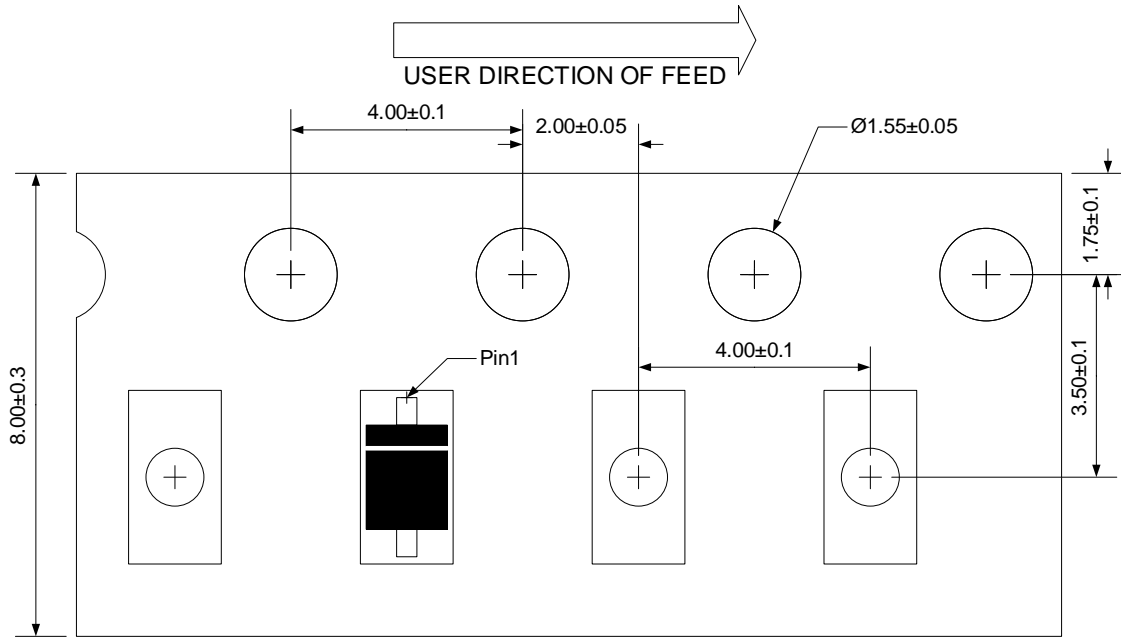
Marking information



Ordering information


Device	Package	Reel	Shipping
P1N4148WS	SOD-323 (Pb-Free)	7"	3000 / Tape & Reel

Load with information



Unit:mm


**IMPORTANT NOTICE**

 and **Prisemi**<sup>®</sup> are registered trademarks of **Prisemi Electronics Co., Ltd** (Prisemi). Prisemi reserves the right to make changes without further notice to any products herein. Prisemi makes no warranty, representation or guarantee regarding the suitability of its products for any particular purpose, nor does Prisemi assume any liability arising out of the application or use of any product or circuit, and specifically disclaims any and all liability, including without limitation special, consequential or incidental damages. "Typical" parameters which may be provided in Prisemi data sheets and/or specifications can and do vary in different applications and actual performance may vary over time. All operating parameters, including "Typicals" must be validated for each customer application by customer's technical experts. Prisemi does not convey any license under its patent rights nor the rights of others. The products listed in this document are designed to be used with ordinary electronic equipment or devices, Should you intend to use these products with equipment or devices which require an extremely high level of reliability and the malfunction of which would directly endanger human life (such as medical instruments, aerospace machinery, nuclear-reactor controllers, fuel controllers and other safety devices), please be sure to consult with our sales representative in advance.

Website: <http://www.prisemi.com>

For additional information, please contact your local Sales Representative.

©Copyright 2009, Prisemi Electronics

 **Prisemi**<sup>®</sup> is a registered trademark of Prisemi Electronics.

All rights are reserved.