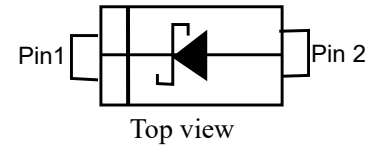


Feature

- Metal silicon junction, majority carrier conduction
- For surface mounted applications
- Low power loss, high efficiency
- High forward surge current capability
- For use in low voltage, high frequency inverters, free wheeling, and polarity protection applications


Mechanical Characteristics

- Case: SMAF
- Terminals: Solderable per MIL-STD-750, Method 2026
- Approx. Weight: 27mg 0.00086oz

Absolute maximum rating@25°C

Parameter	Symb ol	PSBDA F20V3	PSBDA F40V3	PSBDA F60V3	PSBDA F80V3	PSBDA F100V3	PSBDA F120V3	PSBDA F150V3	PSBDA F200V3	Units
Maximum Repetitive Peak Reverse Voltage	V_{RRM}	20	40	60	80	100	120	150	200	V
Maximum RMS voltage	V_{RMS}	14	28	42	56	70	84	105	140	V
Maximum DC Blocking Voltage	V_{CC}	20	40	60	80	100	120	150	200	V
Maximum Average Forward Rectified Current	$I_{F(AV)}$	3.0								A
Peak Forward Surge Current, 8.3ms Single Half Sine-wave Superimposed on Rated Load (JEDEC method)	I_{FSM}	80								A
Max Instantaneous Forward Voltage at 3 A	V_F	0.55		0.70		0.85		0.95		V

Absolute maximum rating@25°C

Parameter	Symbol	PSBDA F20V3	PSBDA F40V3	PSBDA F60V3	PSBDA F80V3	PSBDA F100V3	PSBDA F120V3	PSBDA F150V3	PSBDA F200V3	Units	
Maximum DC Reverse Current Ta = 25°C at Rated DC Reverse Voltage Ta =100°C	IR	0.5 5			0.3 3					mA	
Typical Junction Capacitance 1)	Cj	250			180					pF	
Typical Thermal Resistance 2)	RθJA RθJC					70 18				°C/W	
Operating Junction Temperature Range	Tj									-55~150	°C
Storage Temperature Range	Tstg									-55~150	°C

Note

1. Measured at 1 MHz and applied reverse voltage of 4 V D.C
2. P.C.B. mounted with 2.0" X 2.0" (5 X 5 cm) copper pad areas.

Typical Characteristics

Fig.1 Forward Current Derating Curve

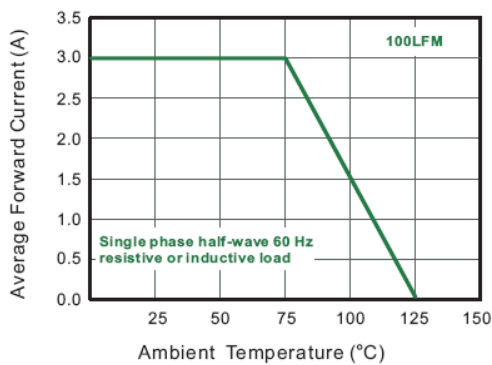


Fig.2 Typical Reverse Characteristics

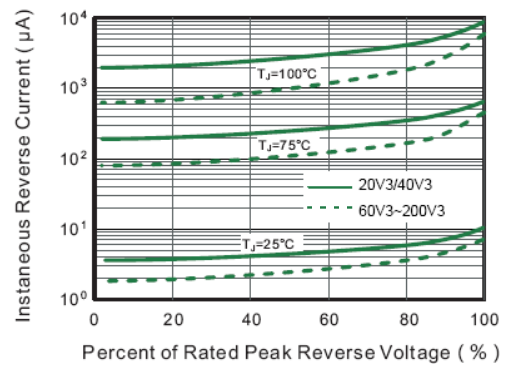


Fig.3 Typical Forward Characteristic

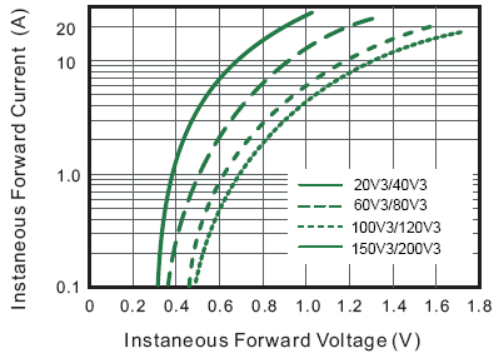


Fig.4 Typical Junction Capacitance

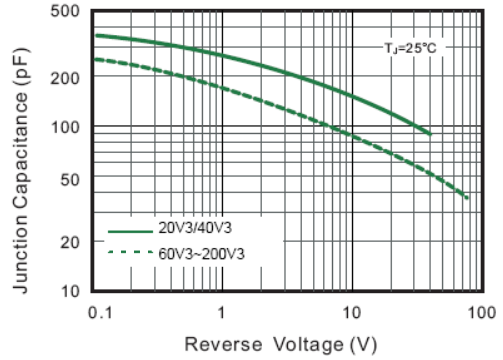


Fig.5 Maximum Non-Repetitive Peak Forward Surge Current

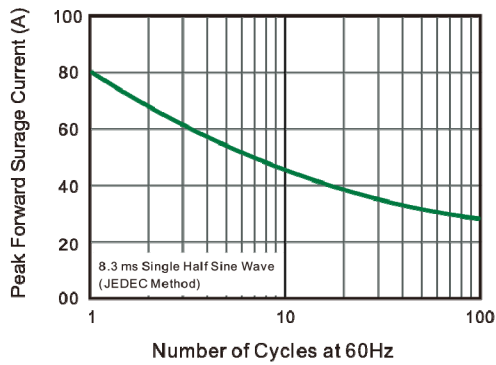
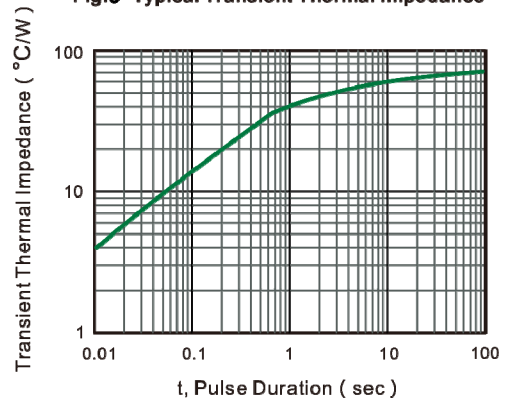
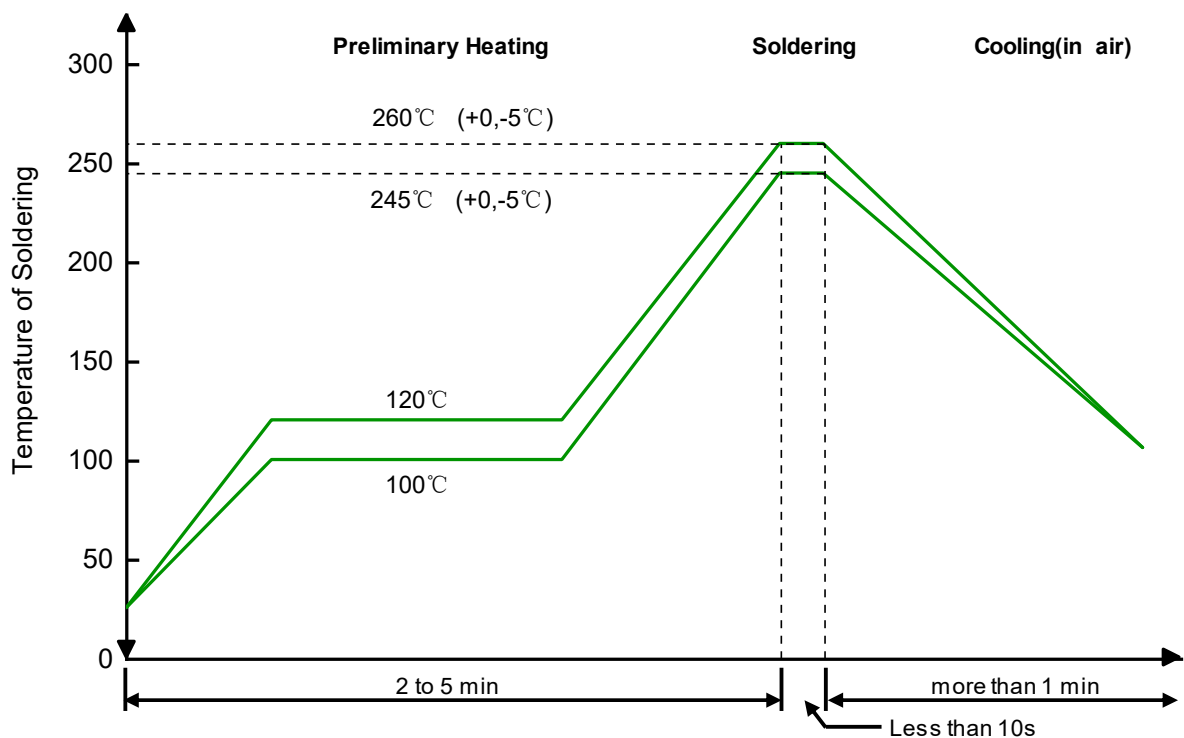


Fig.6 Typical Transient Thermal Impedance

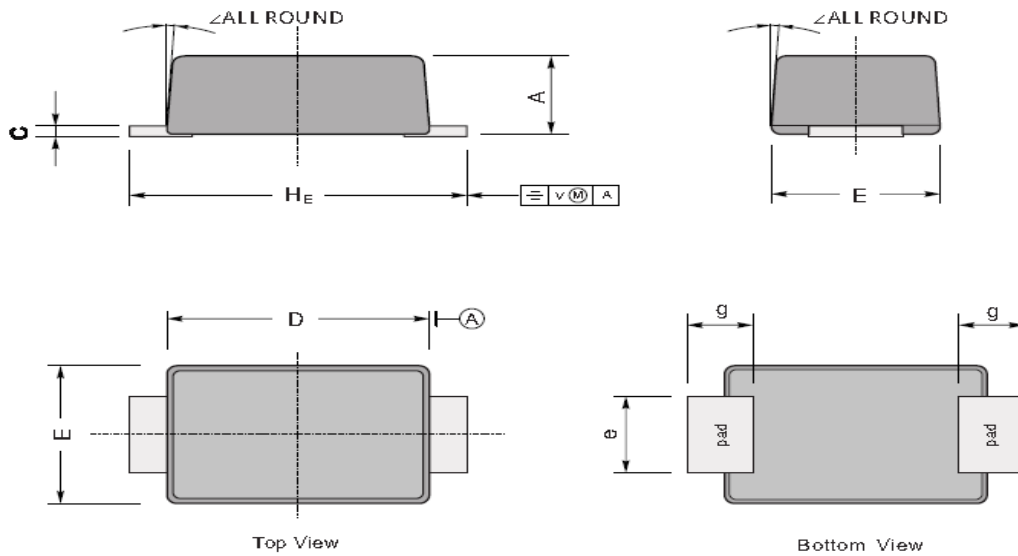


Solder Reflow Recommendation



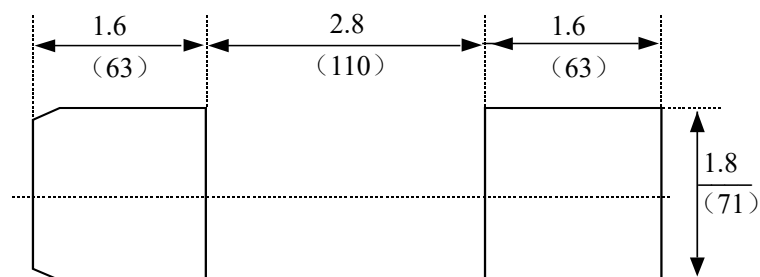
Remark: Pb free for 260°C; Pb for 245°C.

Product dimension (SMAF)



UNIT		A	C	D	E	e	g	H _E	\angle
mm	max	1.3	0.23	3.7	2.7	1.6	1.3	4.9	7°
	min	0.9	0.18	3.3	2.4	1.3	1.0	4.4	
mil	max	51	9.1	146	106	63	51	193	
	min	35	7.1	130	94	51	39	173	

The recommended mounting pad size




Unit: $\frac{\text{mm}}{\text{(mil)}}$

Ordering information

Device	Package	Shipping
PSBDAFXXXV3	SMAF (Pb-Free)	3000/ Tape & Reel


IMPORTANT NOTICE

 and **Prisemi**[®] are registered trademarks of **Prisemi Electronics Co., Ltd** (Prisemi). Prisemi reserves the right to make changes without further notice to any products herein. Prisemi makes no warranty, representation or guarantee regarding the suitability of its products for any particular purpose, nor does Prisemi assume any liability arising out of the application or use of any product or circuit, and specifically disclaims any and all liability, including without limitation special, consequential or incidental damages. "Typical" parameters which may be provided in Prisemi data sheets and/or specifications can and do vary in different applications and actual performance may vary over time. All operating parameters, including "Typicals" must be validated for each customer application by customer's technical experts. Prisemi does not convey any license under its patent rights nor the rights of others. The products listed in this document are designed to be used with ordinary electronic equipment or devices, Should you intend to use these products with equipment or devices which require an extremely high level of reliability and the malfunction of which would directly endanger human life (such as medical instruments, aerospace machinery, nuclear-reactor controllers, fuel controllers and other safety devices), please be sure to consult with our sales representative in advance.

Website: <http://www.prisemi.com>

For additional information, please contact your local Sales Representative.

©Copyright 2009, Prisemi Electronics

 **Prisemi**[®] is a registered trademark of Prisemi Electronics.

All rights are reserved.