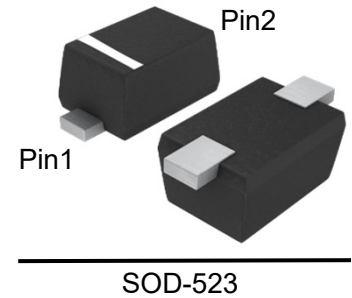
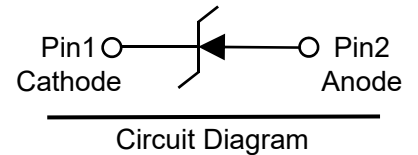


Feature

- Low Forward Voltage Drop
- Surface Mount Package Ideally Suited for Automated Insertion
- Lead, Halogen and Antimony Free, RoHS Compliant "Green" Device


Mechanical Characteristics

- Case: SOD-523
- Lead finish: 100% matte Sn(Tin)
- Mounting position: Any
- Qualified max reflow temperature: 260°C
- Pure tin plating: 7 ~ 17 μm
- Pin flatness: ≤ 3mil


Absolute maximum rating@25°C

Rating	Symbol	Value	Units
Reverse Voltage	V_R	40	V
Forward Current	I_F	300	mA
Forward Surge Current at t=8.3ms	I_{FSM}	1.0	A
Power Dissipation	P_D	200	mW
Junction temperature	T_J	125	°C
Storage temperature	T_{stg}	-55 ~ +125	°C

Electrical characteristics per line@25°C (unless otherwise specified)

Parameter	Symbol	Conditions	Min.	Typ.	Max.	Units
Reverse Breakdown Voltage	V_{BR}	$I_R = 500\mu A$	40	-	-	V
Forward Voltage	V_F	$I_F = 200mA$	-	-	0.6	V
		$I_F = 300mA$	-	-	0.72	
Reverse current	I_R	$V_R = 10V$	-	-	1.0	μA
		$V_R = 40V$	-	-	5.0	

Typical Characteristics

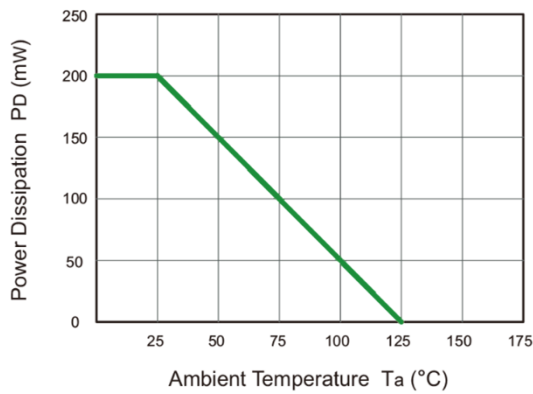


Fig.1 Power Derating Curve

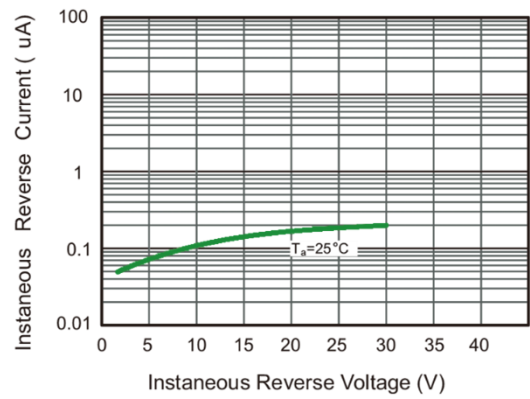


Fig.2 Typical Instantaneous Reverse Characteristics

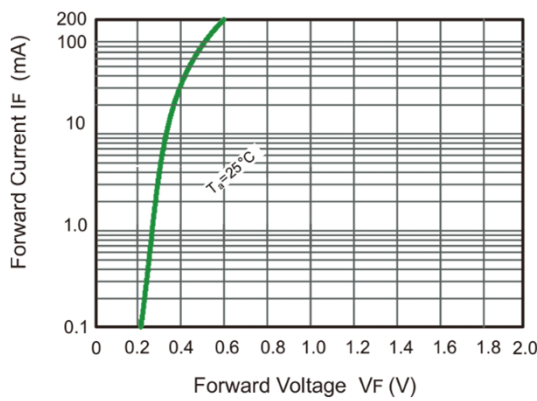
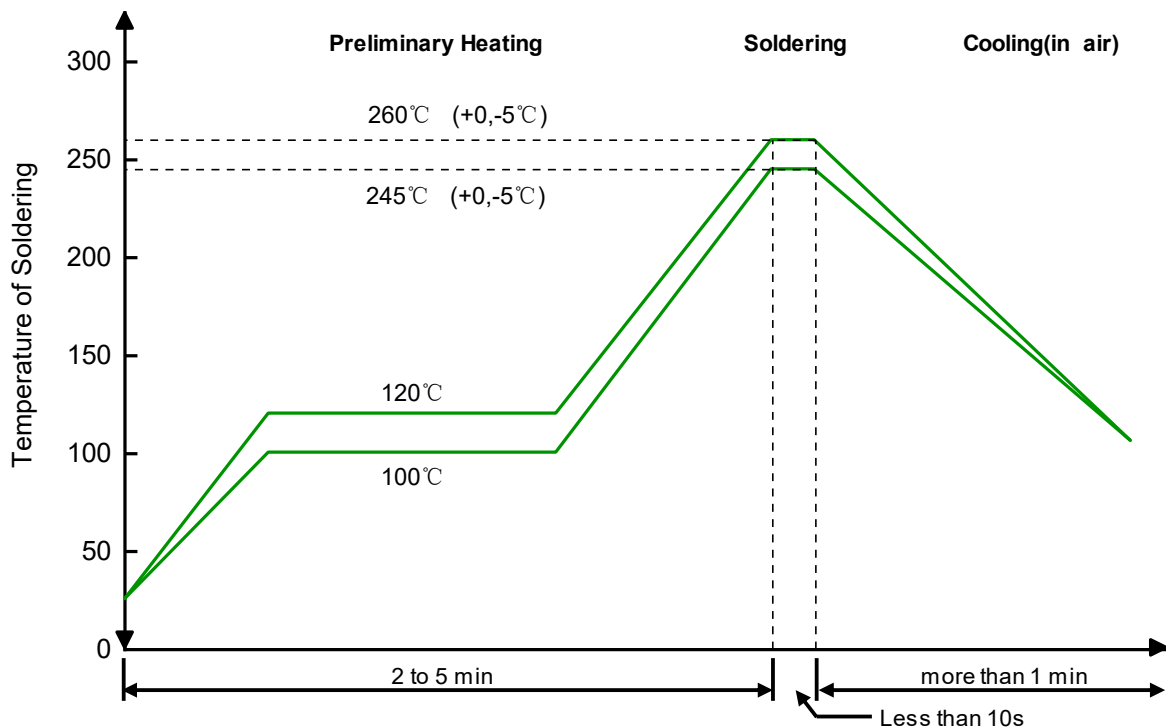


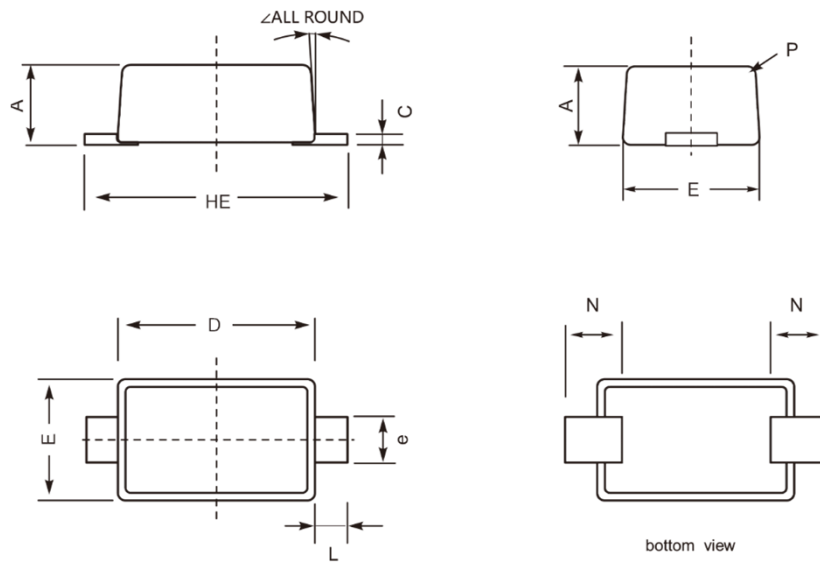
Fig.3 Typical Forward Characteristic

Solder Reflow Recommendation

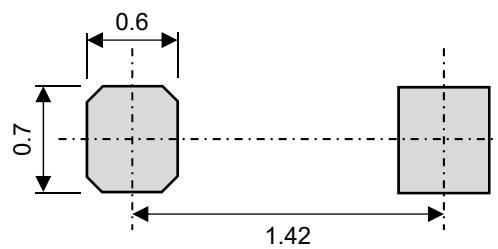


Remark: Pb free for 260°C; Pb for 245°C.

Product dimension (SOD-523)




Dim	Millimeters		Inches	
	Min	Max	Min	Max
A	0.51	0.77	0.020	0.030
e	0.25	0.35	0.010	0.014
C	0.08	0.15	0.003	0.006
D	1.10	1.30	0.043	0.051
E	0.75	0.99	0.030	0.039
HE	1.50	1.70	0.059	0.067
N	0.35 Ref.		0.014 Ref.	
L	0.20 Ref.		0.008 Ref.	
L	R0.1 ALL ROUND		R4.0 ALL ROUND	
∠	9°	11°	9°	11°



Suggested PCB Layout

Unit:mm


IMPORTANT NOTICE

 and **Prisemi**[®] are registered trademarks of **Prisemi Electronics Co., Ltd** (Prisemi), Prisemi reserves the right to make changes without further notice to any products herein. Prisemi makes no warranty, representation or guarantee regarding the suitability of its products for any particular purpose, nor does Prisemi assume any liability arising out of the application or use of any product or circuit, and specifically disclaims any and all liability, including without limitation special, consequential or incidental damages. "Typical" parameters which may be provided in Prisemi data sheets and/or specifications can and do vary in different applications and actual performance may vary over time. All operating parameters, including "Typicals" must be validated for each customer application by customer's technical experts. Prisemi does not convey any license under its patent rights nor the rights of others. The products listed in this document are designed to be used with ordinary electronic equipment or devices, Should you intend to use these products with equipment or devices which require an extremely high level of reliability and the malfunction of with would directly endanger human life (such as medical instruments, aerospace machinery, nuclear-reactor controllers, fuel controllers and other safety devices), please be sure to consult with our sales representative in advance.

Website: <http://www.prisemi.com>

For additional information, please contact your local Sales Representative.

©Copyright 2009, Prisemi Electronics

 **Prisemi**[®] is a registered trademark of Prisemi Electronics.

All rights are reserved.