


**Feature**

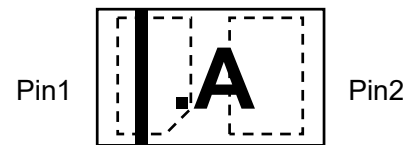
- Forward Current: 100mA
- Reverse voltage: 30V
- Low forward voltage
- Low leakage current
- Trench MOS barrier Schottky technology
- Ultra Small mold type. (DFN0603-2L)


**DFN0603-2L(Bottom View)**
**Applications**

- Low current rectification
- Voltage clamping
- Protection circuits
- Ultra high-speed switching


**Circuit Diagram**
**Mechanical Characteristics**

- Mounting position: Any
- Qualified max reflow temperature:260°C
- Device meets MSL 1 requirements
- DFN0603-2L without plating

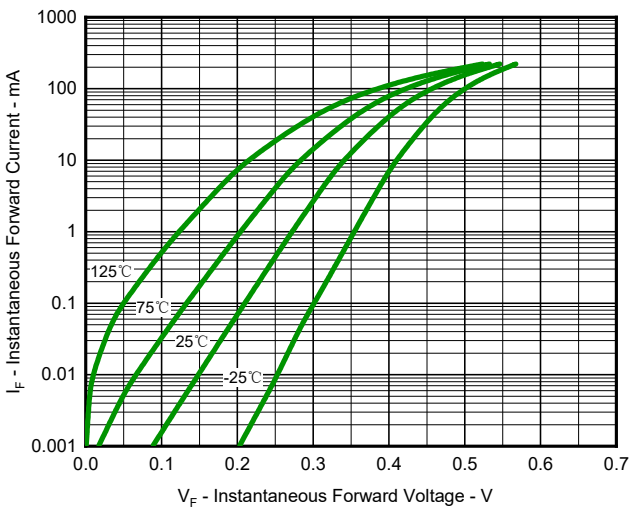

**Marking (Top View)**
**Electrical characteristics per line@25°C (unless otherwise specified)**

Parameter	Symbol	Conditions	Min.	Typ.	Max.	Units
Forward voltage	$V_F$	$I_F = 1\text{mA}$	-	0.30	0.35	V
		$I_F = 10\text{mA}$	-	0.35	0.40	
		$I_F = 100\text{mA}$	-	0.47	0.55	
Reverse current	$I_R$	$V_R = 10\text{V}$	-	-	0.3	$\mu\text{A}$
		$V_R = 30\text{V}$	-	-	0.5	
Junction Capacitance	$C_J$	$V_R = 0\text{V}, f = 1\text{MHz}$	-	15	-	pF

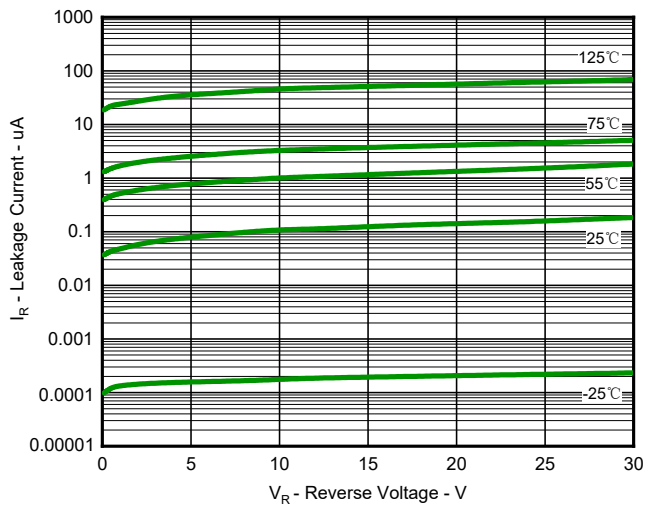
## Absolute maximum rating@25°C

Rating	Symbol	Value	Units
Reverse voltage (DC)	$V_{RM}$	30	V
Average rectified forward current	$I_o$	100	mA
Forward current surge peak (60Hz 1cyc)	$I_{FSM}$	2.0	A
Junction and Storage Temperature Range	$T_J, T_{STG}$	-55~+125	°C

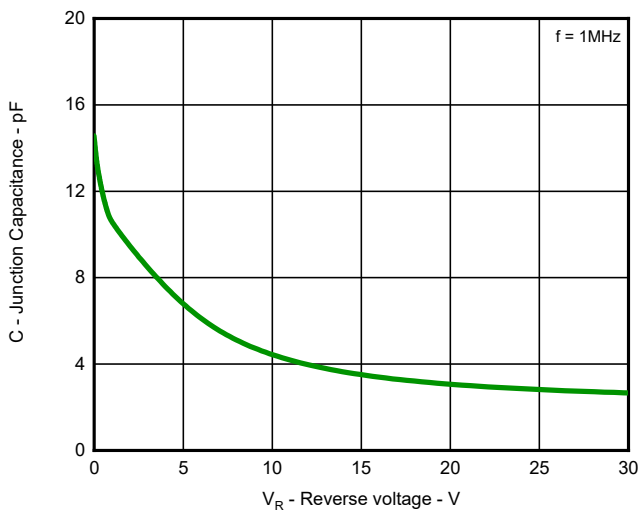
## Typical Characteristics



**Fig.1 Typical Forward Characteristics**

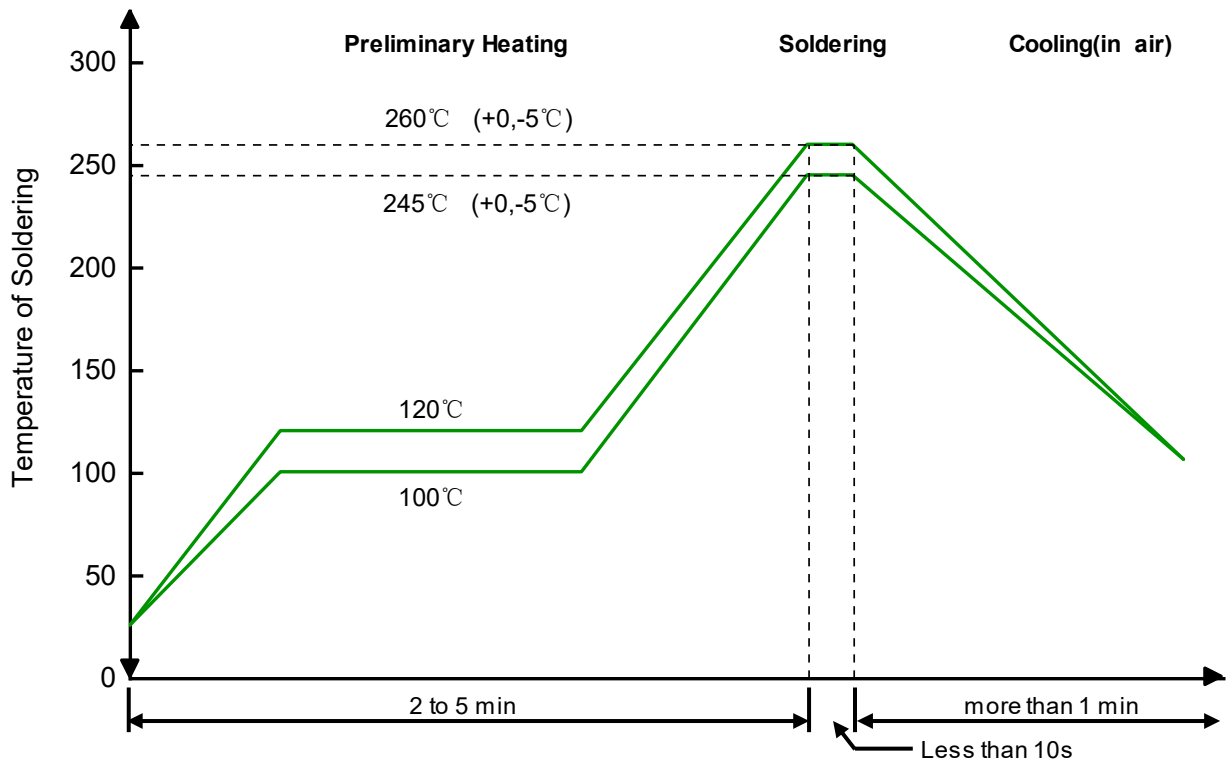


**Fig 2. Leakage Current**



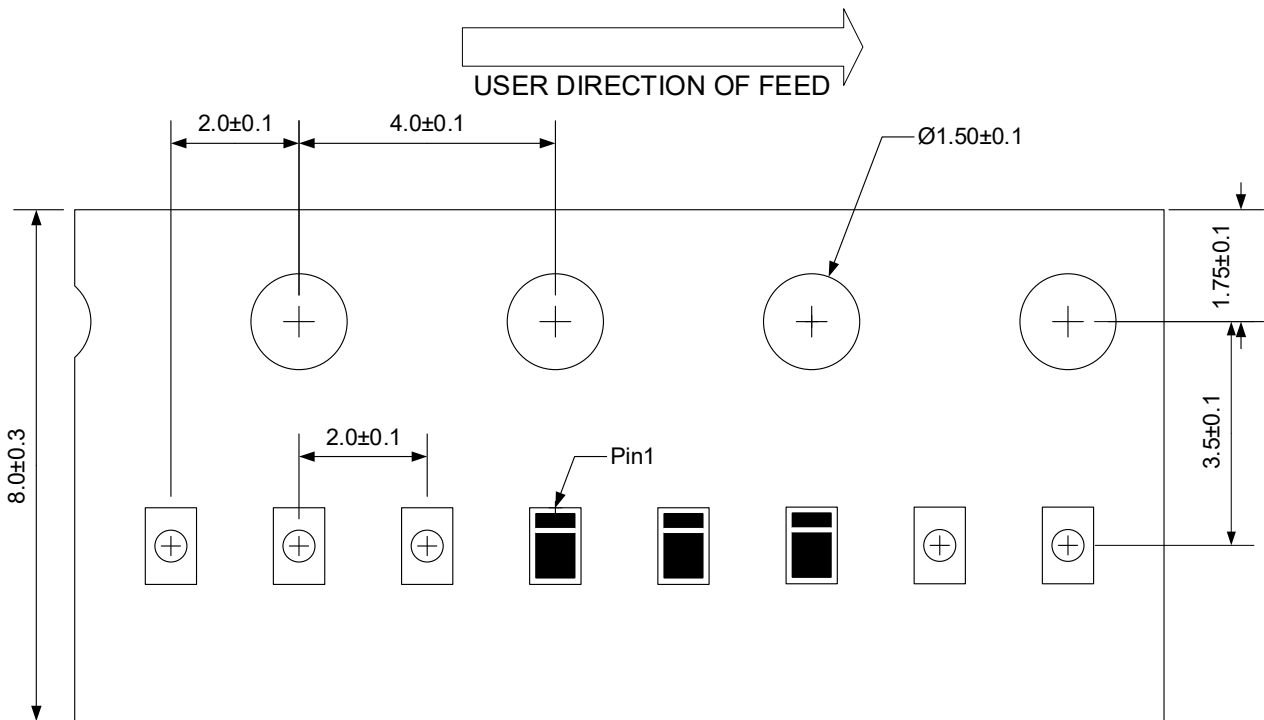
**Fig 3. Capacitance vs. Reverse voltage**

## Solder Reflow Recommendation



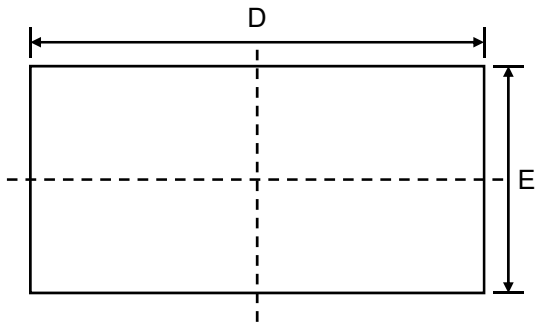
Remark: Pb free for 260°C; Pb for 245°C.

## Load with information

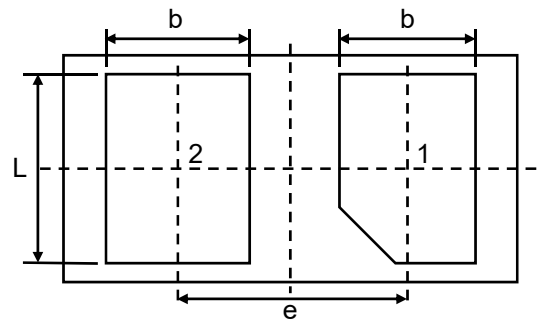


Unit:mm

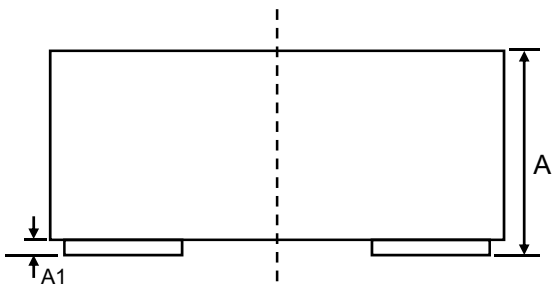
## Product Dimension (DFN0603-2L)



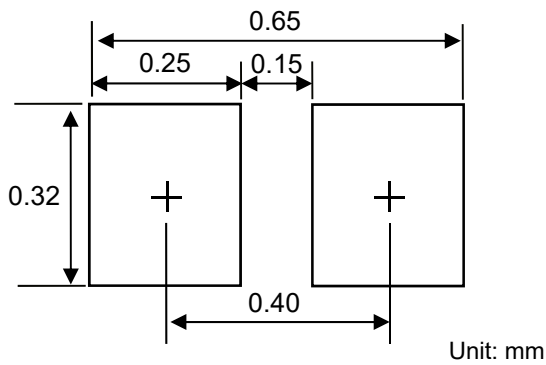
Top View



Bottom View



Side View



Unit: mm


Suggested PCB Layout

Dim	Millimeters		Inches	
	Min	Max	Min	Max
A	0.25	0.35	0.010	0.014
A1	0.00	0.05	0.000	0.002
b	0.14	0.25	0.006	0.010
D	0.55	0.65	0.022	0.026
e	0.35 BSC		0.014 BSC	
E	0.25	0.35	0.010	0.014
L	0.19	0.30	0.007	0.012

## Ordering information

Device	Package	Reel	Shipping
PSBD2XD30V01N	DFN0603-2L (Pb-Free)	7"	12000 / Tape & Reel


**IMPORTANT NOTICE**

 and **Prisemi**<sup>®</sup> are registered trademarks of **Prisemi Electronics Co., Ltd** (Prisemi), Prisemi reserves the right to make changes without further notice to any products herein. Prisemi makes no warranty, representation or guarantee regarding the suitability of its products for any particular purpose, nor does Prisemi assume any liability arising out of the application or use of any product or circuit, and specifically disclaims any and all liability, including without limitation special, consequential or incidental damages. "Typical" parameters which may be provided in Prisemi data sheets and/or specifications can and do vary in different applications and actual performance may vary over time. All operating parameters, including "Typicals" must be validated for each customer application by customer's technical experts. Prisemi does not convey any license under its patent rights nor the rights of others. The products listed in this document are designed to be used with ordinary electronic equipment or devices, Should you intend to use these products with equipment or devices which require an extremely high level of reliability and the malfunction of with would directly endanger human life (such as medical instruments, aerospace machinery, nuclear-reactor controllers, fuel controllers and other safety devices), please be sure to consult with our sales representative in advance.

Website: <http://www.prisemi.com>

For additional information, please contact your local Sales Representative.

©Copyright 2009, Prisemi Electronics

 **Prisemi**<sup>®</sup> is a registered trademark of Prisemi Electronics.

All rights are reserved.