

Feature

- Ultra Small mold type. DFN1006-2L
- Low I_R
- High reliability.



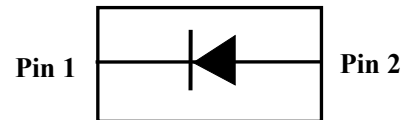
DFN1006-2L(Bottom View)

Applications

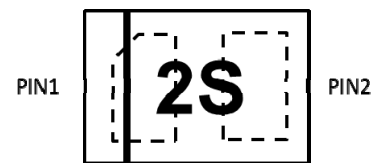
- Low current rectification

Construction

- Silicon epitaxial planar



Circuit Diagram



Marking (Top View)

Mechanical Characteristics

- Mounting position: Any
- Qualified max reflow temperature:260°C
- Device meets MSL 1 requirements
- DFN1006-2L without plating

Electrical characteristics per line@25°C

Parameter	Symbol	Min.	Typ.	Max.	Unit	Conditions
Forward voltage	V_F	-	-	0.37	V	$I_F=10\text{mA}$
Reverse current	I_R	-	-	10	μA	$V_R=10\text{V}$

Absolute maximum rating@25°C

Parameter	Symbol	limits	Unit
Reverse voltage (DC)	V_{RM}	40	V
Average rectified forward current	I_o	100	mA
Forward current surge peak (60Hz 1cyc)	I_{FSM}	500	mA
Operating Junction temperature Range	T_j	-55 to 125	°C
Storage temperature	T_{stg}	-55 to 125	°C

Typical Characteristics

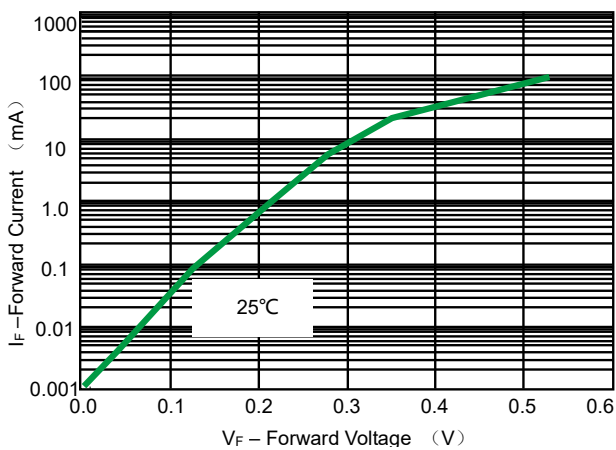


Fig 1.Forward Voltage

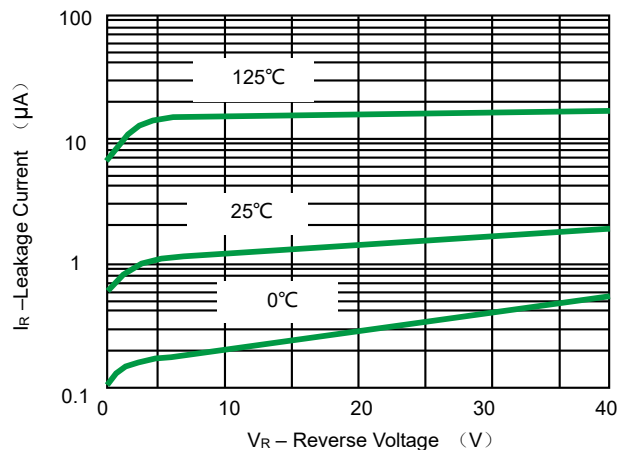


Fig 2.Leakage Current

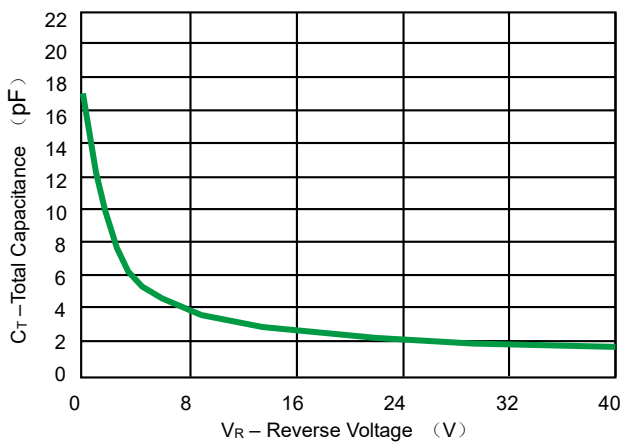
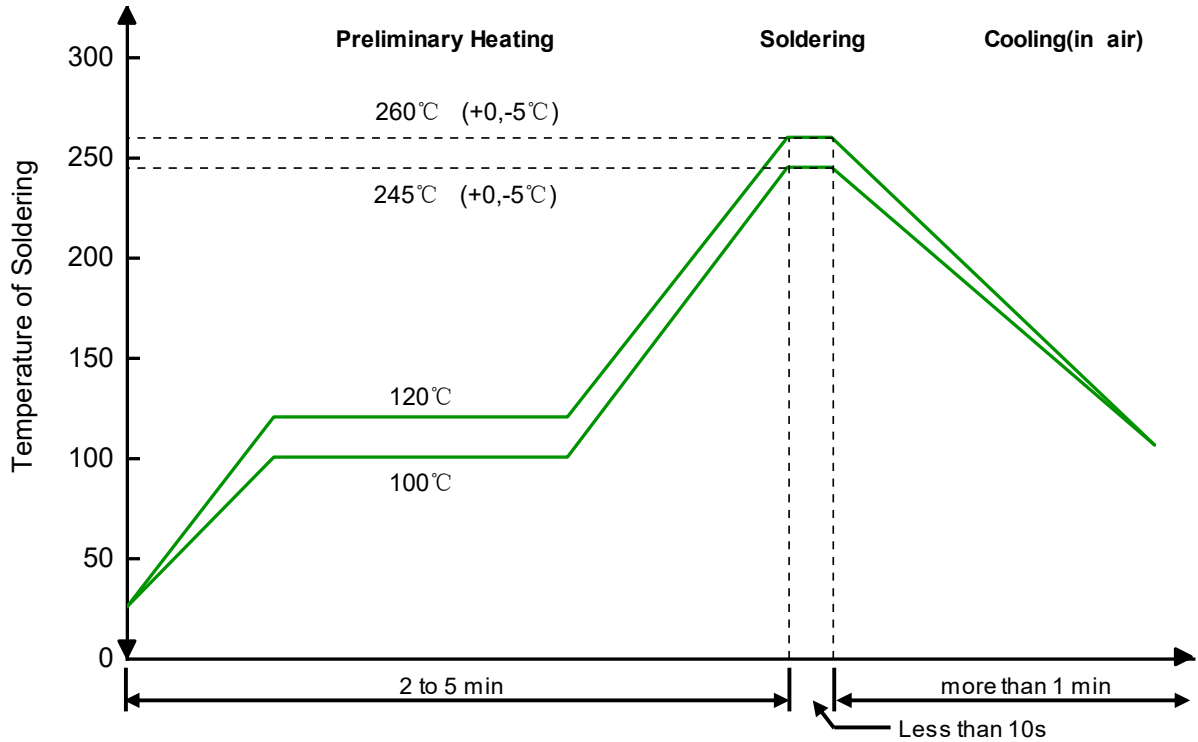


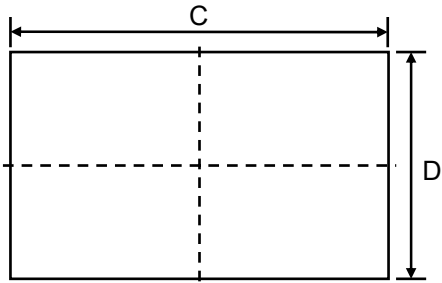
Fig 3.Total Capacitance

Solder Reflow Recommendation

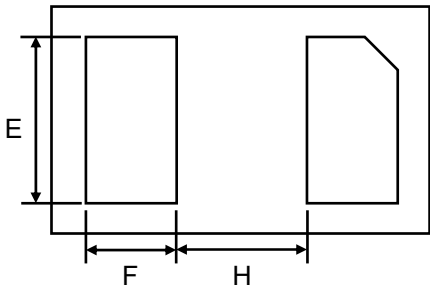


Remark: Pb free for 260°C; Pb for 245°C.

Product dimension (DFN1006-2L)



Top View

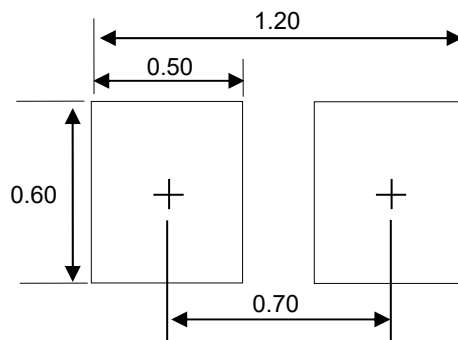


Bottom View



Side View

Dim	Millimeters		Inches	
	Min	Max	Min	Max
A	0.340	0.498	0.013	0.020
B	0.000	0.050	0.000	0.002
C	0.950	1.080	0.037	0.043
D	0.550	0.650	0.022	0.026
E	0.400	0.600	0.016	0.024
F	0.200	0.300	0.008	0.012
H	0.400 Typ.		0.015 Typ.	



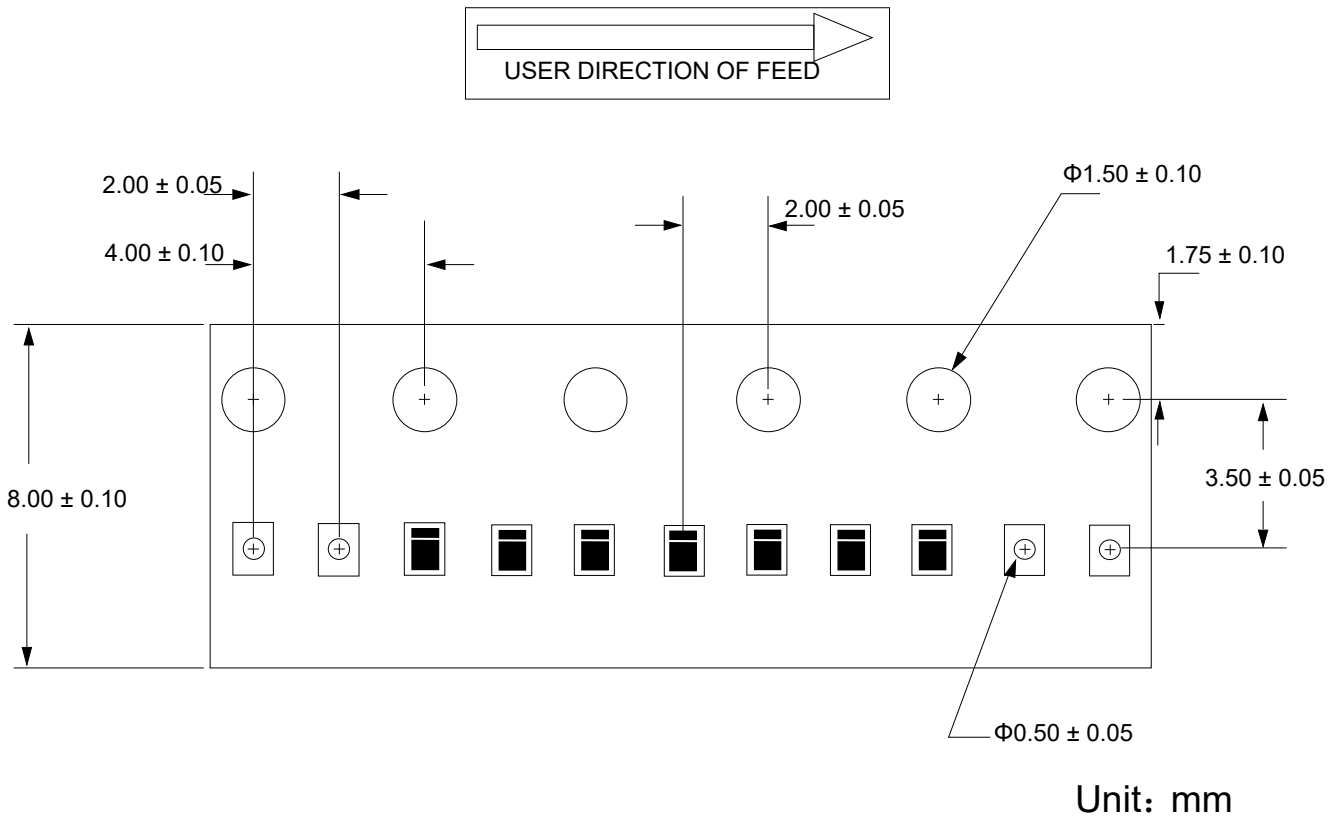
Unit:mm

Suggested PCB Layout


Ordering information

Device	Package	Reel	Shipping
PSBD2FD40V01	DFN1006-2L (Pb-Free)	7"	10000 / Tape & Reel

Load with information




IMPORTANT NOTICE

 and **Prisemi**[®] are registered trademarks of **Prisemi Electronics Co., Ltd** (Prisemi). Prisemi reserves the right to make changes without further notice to any products herein. Prisemi makes no warranty, representation or guarantee regarding the suitability of its products for any particular purpose, nor does Prisemi assume any liability arising out of the application or use of any product or circuit, and specifically disclaims any and all liability, including without limitation special, consequential or incidental damages. "Typical" parameters which may be provided in Prisemi data sheets and/or specifications can and do vary in different applications and actual performance may vary over time. All operating parameters, including "Typicals" must be validated for each customer application by customer's technical experts. Prisemi does not convey any license under its patent rights nor the rights of others. The products listed in this document are designed to be used with ordinary electronic equipment or devices, Should you intend to use these products with equipment or devices which require an extremely high level of reliability and the malfunction of which would directly endanger human life (such as medical instruments, aerospace machinery, nuclear-reactor controllers, fuel controllers and other safety devices), please be sure to consult with our sales representative in advance.

Website: <http://www.prisemi.com>

For additional information, please contact your local Sales Representative.

©Copyright 2009, Prisemi Electronics

 **Prisemi**[®] is a registered trademark of Prisemi Electronics.

All rights are reserved.